


ICom 7R

TOUCHSCREEN APARTMENT STATION

Apartment monitor

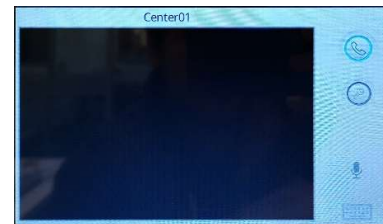


Kensington by Mosaic

User instructions

ICom 7R video monitor

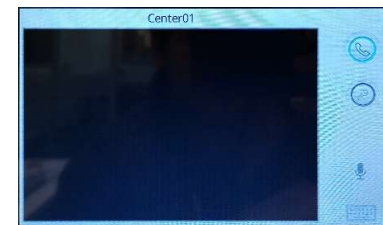
MAIN MENU ANSWERING INCOMING CALLS



The visitor dials the apartment number on the code pad outside the building finishing with BELL' symbol.

The video monitor inside the called apartment sounds an electronic tone and colour vision of the calling entry is displayed. You can answer the call by pressing the **audio hands-free button** to the right of the screen, and two-way communication is established between the video monitor and the external entry station.

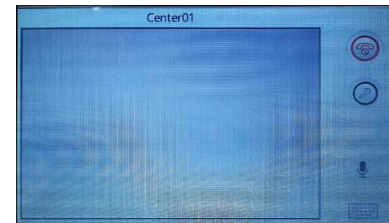
GRANTING ACCESS



If you would like to grant the visitor access to the building, press the video monitor button with the key symbol to the right of the screen, and the door/gate will be released.

If lift control is present, the key button also enables the lift function.

ENDING CALLS



You can end the conversation by pressing the audio hands-free button. The video links will automatically time out.